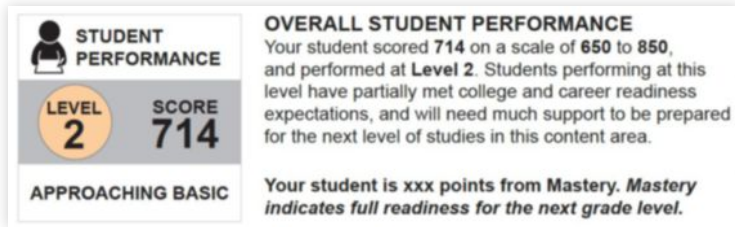


# PARENT GUIDE TO THE LEAP STUDENT REPORTS

## HOW DID MY CHILD DO THIS YEAR?

At the top of each report is your child's overall performance information including:

- his or her overall achievement level,
- overall scale score,
- the type of support your child will need based on his or her performance on the test, and
- how many points your child is from achieving Mastery indicating their readiness for the next grade level.

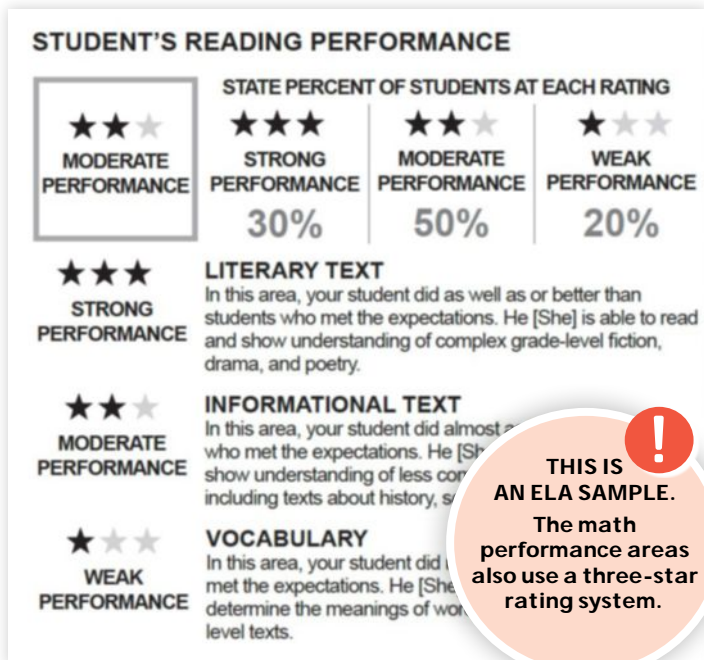


The chart below outlines what each of the achievement levels means in terms of how well your child met the expectations for that grade and subject. The score ranges change slightly across grade levels and subjects.

<b>LEVEL 5</b>	ADVANCED (790-850)	Exceeded Expectations
<b>LEVEL 4</b>	MASTERY (750-789)	Met Expectations
<b>LEVEL 3</b>	BASIC (725-749)	Approached Expectations
<b>LEVEL 2</b>	APPROACHING BASIC (700-724)	Partially Met Expectations
<b>LEVEL 1</b>	UNSATISFACTORY (650-699)	Did Not Meet Expectations

Performance is also broken down into subcategories within each subject, as shown in the example below.


In each subcategory, your child is provided a rating of one to three stars, with a description of performance in this specific area and the support needed moving forward.



**THIS IS AN ELA SAMPLE.**  
The math performance areas also use a three-star rating system.

## HOW DID MY CHILD DO IN COMPARISON TO OTHERS?

This section includes the school system and state performance averages so you can see how your child compares to other students in the same grade and subject area.



## HOW SHOULD I OR MY CHILD'S TEACHER USE THESE RESULTS?

The scores and ratings will be used to help teachers identify students who need additional support or more challenging work in each subject area. The information will also be used to measure how well schools and school systems are helping students achieve higher expectations.

As a parent, you can use the test results to guide a discussion with your child's teacher(s) about additional supports or enrichment that may be needed in class and at home.

For additional tools and resources to help you support student learning at home, visit the Family Support Toolbox at [www.louisianabelieves.com/resources/family-support-toolbox](http://www.louisianabelieves.com/resources/family-support-toolbox)

or view the LEAP ELA and math interpretive guides at [www.louisianabelieves.com/resources/library/assessment](http://www.louisianabelieves.com/resources/library/assessment)

## Here are some suggested questions to ask when discussing the results with your child's teacher(s):

- Where is my child doing well and where does he or she need improvement?
- What can be done in the classroom to help improve his or her area(s) of weakness?
  - What can be done to appropriately challenge my child in areas where he or she exceeds the expectations?
  - How can I help support my child's learning at home?
  - How do we ensure that my child continues to progress?