

WESTBANK COMMUNITY SCHOOL

2015-2016 • Jefferson Parish • Grades K-8 • 026103

Alternative School Supplemental Report

F

60 Enrolled • 43% Special Education • 100% Economically Disadvantaged

SPS = 29.9

DEMOGRAPHIC & GENERAL INFORMATION


ACADEMIC COMPARISON



SCHOOL MISSION

Westbank Community School provides an alternative school setting for general and special education students in grades K-8 who commit infractions and students in need of intensive supervision and support services.

AVERAGE SCHOOL PERFORMANCE SCORE

SCHOOL	ALTERNATIVE SCHOOLS	ALL SCHOOLS
29.9	19	83

INDICATORS	SCHOOL	14/15 vs 15/16	MINORITY STUDENTS	STUDENTS WITH DISABILITIES	ECONOMICALLY DISADVANTAGED STUDENTS	ALTERNATIVE SCHOOLS	DISTRICT	STATE	NATIONAL
Grades 3-8 Assessments On Track (Mastery and Above)	<5%	 DECLINING	<5%	<5%	<5%	<5%	31%	33%	N/A
End of Course Exams On Track (Good and Above)	N/A	N/A	N/A	N/A	N/A	17%	60%	61%	N/A
ACT: Average Score	N/A	N/A	N/A	N/A	N/A	12.4	19	19.3	19.7
Graduates Earning 18 and Above on ACT or Silver and Higher on WorkKeys Certificates	N/A	N/A	N/A	N/A	N/A	20%	73%	75%	N/A
Students Graduating in Four Years with a Diploma	N/A	N/A	N/A	N/A	N/A	9%	73%	78%	83%
Students Graduating in Five or More Years	N/A	N/A	N/A	N/A	N/A	104	109	1179	N/A

2013-2014		2014-2015		2015-2016		 FAMILY Support TOOLBOX	 DATA CENTER
F	SPS 22.1	F	SPS 34.2	F	SPS 29.9		