

# THOMAS JEFFERSON HIGH SCHOOL







2015-2016 • Jefferson Parish • Grades 9-12 • 026107

Magnet School

# A

389 Enrolled • <5% Special Education • 48% Economically Disadvantaged

SPS = 131.8


INDICATOR	SCHOOL	14/15 vs 15/16	MINORITY STUDENTS	STUDENTS WITH DISABILITIES	ECONOMICALLY DISADVANTAGED STUDENTS	DISTRICT	STATE	NATIONAL
End of Course Exams On Track (Good or Excellent)	>95%	 STEADY	>95%	N/A	>95%	60%	61%	N/A
ACT: Average Score	26.5	 IMPROVED	25.9	N/A	26.6	19.0	19.3	19.7
Graduates Earning 18 and Above on ACT or Silver and Higher on WorkKeys Certificates	>95%	N/A	>95%	N/A	>95%	73%	75%	N/A
Student Graduating in Four Years with a Diploma	>95%	 IMPROVED	>95%	N/A	>95%	73%	78%	83%
Graduates Scoring 3+ on Advanced Placement Test or 50+ on CLEP	23%	 DECLINING	24%	N/A	22%	<5%	8%	22%
Graduates Earning TOPS-aligned Dual Enrollment Credit	76%	 DECLINING	76%	N/A	69%	10%	18%	N/A
Student Enrolling in College after Graduating	90%	 DECLINING	89%	N/A	84%	54%	58%	68%

## DID THIS SCHOOL MAKE PROGRESS WITH STUDENTS WHO STRUGGLED ACADEMICALLY?

Schools earn a maximum of 10 progress points for students previously non-proficient but who exceeded expectations in the current year.

TOTAL POINTS EARNED

N/A

2013-2014		2014-2015		2015-2016		 FAMILY Support TOOLBOX	 DATA CENTER
A	SPS 131.1	A	SPS 132.5	A	SPS 131.8		