







RIVERDALE HIGH SCHOOL

2015-2016 • Jefferson Parish • Grades 9-12 • 026068

A

988 Enrolled • 9% Special Education • 72% Economically Disadvantaged

SPS = 100.9

INDICATOR	SCHOOL	14/15 vs 15/16	MINORITY STUDENTS	STUDENTS WITH DISABILITIES	ECONOMICALLY DISADVANTAGED STUDENTS	DISTRICT	STATE	NATIONAL
End of Course Exams On Track (Good or Excellent)	73%	 DECLINING	72%	56%	70%	60%	61%	N/A
ACT: Average Score	19.9	 IMPROVED	19.8	N/A	19.6	19.0	19.3	19.7
Graduates Earning 18 and Above on ACT or Silver and Higher on WorkKeys Certificates	81%	N/A	78%	N/A	78%	73%	75%	N/A
Student Graduating in Four Years with a Diploma	80%	 DECLINING	86%	42%	80%	73%	78%	83%
Graduates Scoring 3+ on Advanced Placement Test or 50+ on CLEP	<5%	 STEADY	<5%	<5%	<5%	<5%	8%	22%
Graduates Earning TOPS-aligned Dual Enrollment Credit	<5%	 DECLINING	<5%	<5%	<5%	10%	18%	N/A
Student Enrolling in College after Graduating	62%	 IMPROVED	68%	N/A	61%	54%	58%	68%

DID THIS SCHOOL MAKE PROGRESS WITH STUDENTS WHO STRUGGLED ACADEMICALLY?

Schools earn a maximum of 10 progress points for students previously non-proficient but who exceeded expectations in the current year.

TOTAL POINTS EARNED

6.0

2013-2014		2014-2015		2015-2016		 FAMILY Support TOOLBOX	 DATA CENTER
B	SPS 86.8	A	SPS 104.5	A	SPS 100.9		