

# JCFA

2015-2016 • Jefferson Parish • Grades 8-12 • 026123

Alternative School Supplemental Report

# F

122 Enrolled • 7% Special Education • 83% Economically Disadvantaged

SPS = 33.4

## DEMOGRAPHIC & GENERAL INFORMATION





## ACADEMIC COMPARISON



### SCHOOL MISSION

**Jefferson Chamber Foundation Academy (JCFA) is a charter school organization operating a non-traditional charter high school serving students who have dropped out or who are in danger of dropping out of the high school diploma pathway.**

### AVERAGE SCHOOL PERFORMANCE SCORE

SCHOOL	ALTERNATIVE SCHOOLS	ALL SCHOOLS
<b>33.4</b>	<b>19</b>	<b>83</b>

INDICATORS	SCHOOL	14/15 vs 15/16	MINORITY STUDENTS	STUDENTS WITH DISABILITIES	ECONOMICALLY DISADVANTAGED STUDENTS	ALTERNATIVE SCHOOLS	DISTRICT	STATE	NATIONAL
Grades 3-8 Assessments On Track (Mastery and Above)	<b>N/A</b>	<b>N/A</b>	<b>N/A</b>	<b>N/A</b>	<b>N/A</b>	<b>&lt;5%</b>	<b>31%</b>	<b>33%</b>	<b>N/A</b>
End of Course Exams On Track (Good and Above)	<b>40%</b>	 DECLINING	<b>38%</b>	<b>N/A</b>	<b>42%</b>	<b>17%</b>	<b>60%</b>	<b>61%</b>	<b>N/A</b>
ACT: Average Score	<b>15.5</b>	 STEADY	<b>15.5</b>	<b>N/A</b>	<b>15.7</b>	<b>12.4</b>	<b>19</b>	<b>19.3</b>	<b>19.7</b>
Graduates Earning 18 and Above on ACT or Silver and Higher on WorkKeys Certificates	<b>38%</b>	<b>N/A</b>	<b>38%</b>	<b>N/A</b>	<b>38%</b>	<b>20%</b>	<b>73%</b>	<b>75%</b>	<b>N/A</b>
Students Graduating in Four Years with a Diploma	<b>14%</b>	 DECLINING	<b>17%</b>	<b>N/A</b>	<b>16%</b>	<b>9%</b>	<b>73%</b>	<b>78%</b>	<b>83%</b>
Students Graduating in Five or More Years	<b>17</b>	 STEADY	<b>10</b>	<b>N/A</b>	<b>11</b>	<b>104</b>	<b>109</b>	<b>1179</b>	<b>N/A</b>

2013-2014		2014-2015		2015-2016		 FAMILY Support TOOLBOX	 DATA CENTER
<b>F</b>	<b>SPS 40</b>	<b>F</b>	<b>SPS 46.5</b>	<b>F</b>	<b>SPS 33.4</b>		